How to Complete a Waterlow Score

Monitoring Windows · https://cclearninghub.co.uk/docs/how-to-complete-a-waterlow-score/

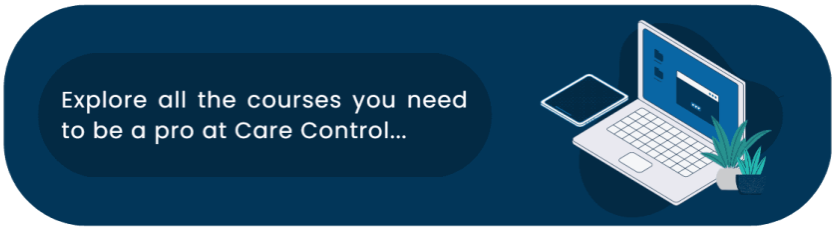

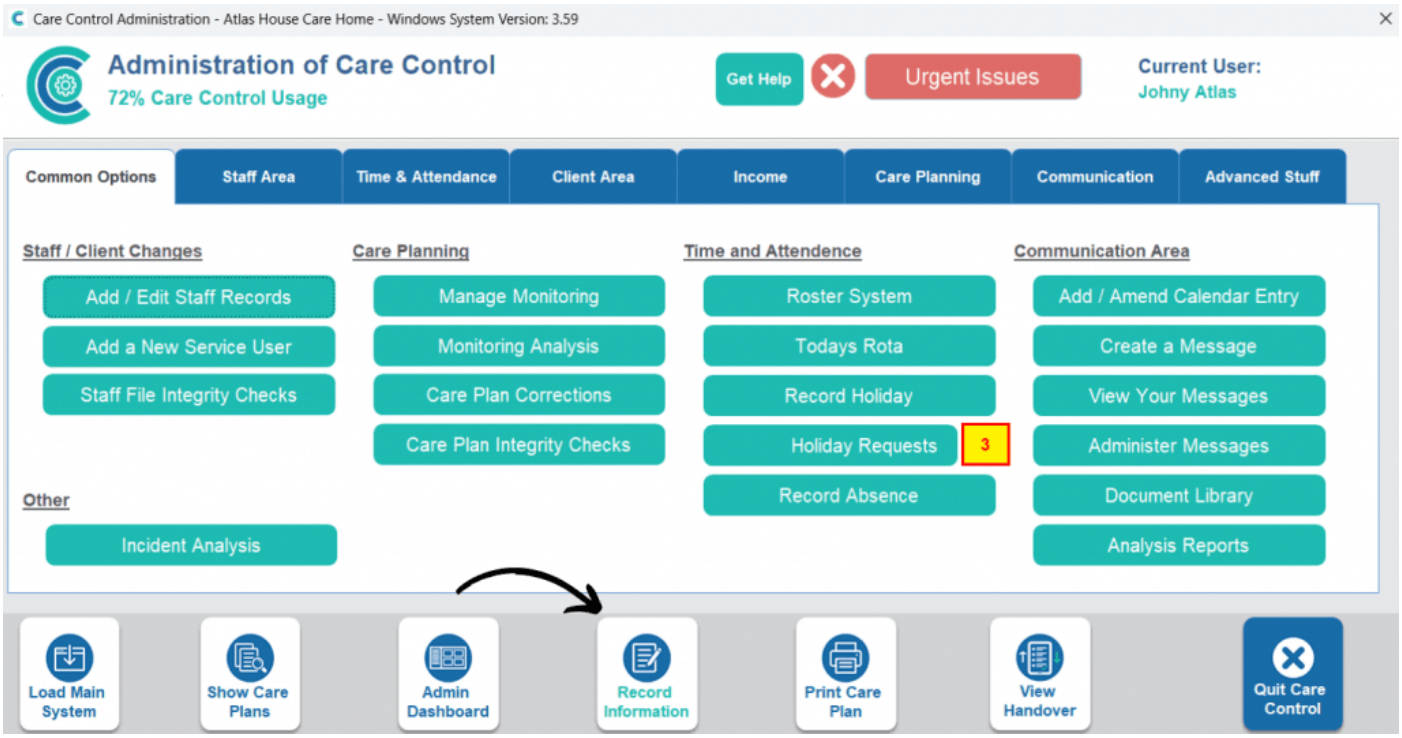

1

In the Administration of Care Control Windows, press **Record Information** from the options along the bottom of the window.

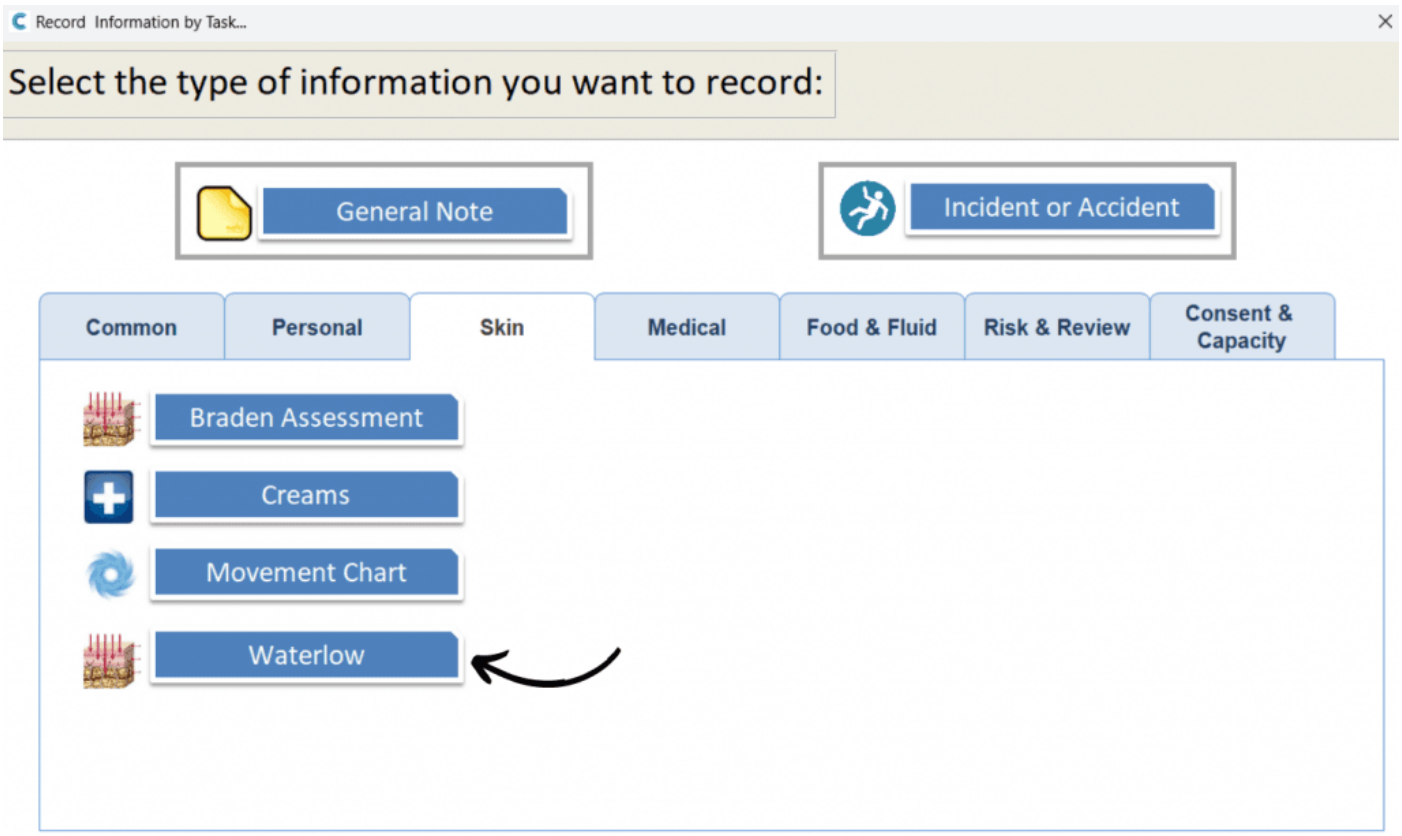
Record Information by Task...
Select the type of information you want to record:
General Note
Incident or Accident
Common
Personal
Skin
Medical
Food & Fluid
Risk & Review
Consent & Capacity
Braden Assessment
Creams
Movement Chart
Waterlow

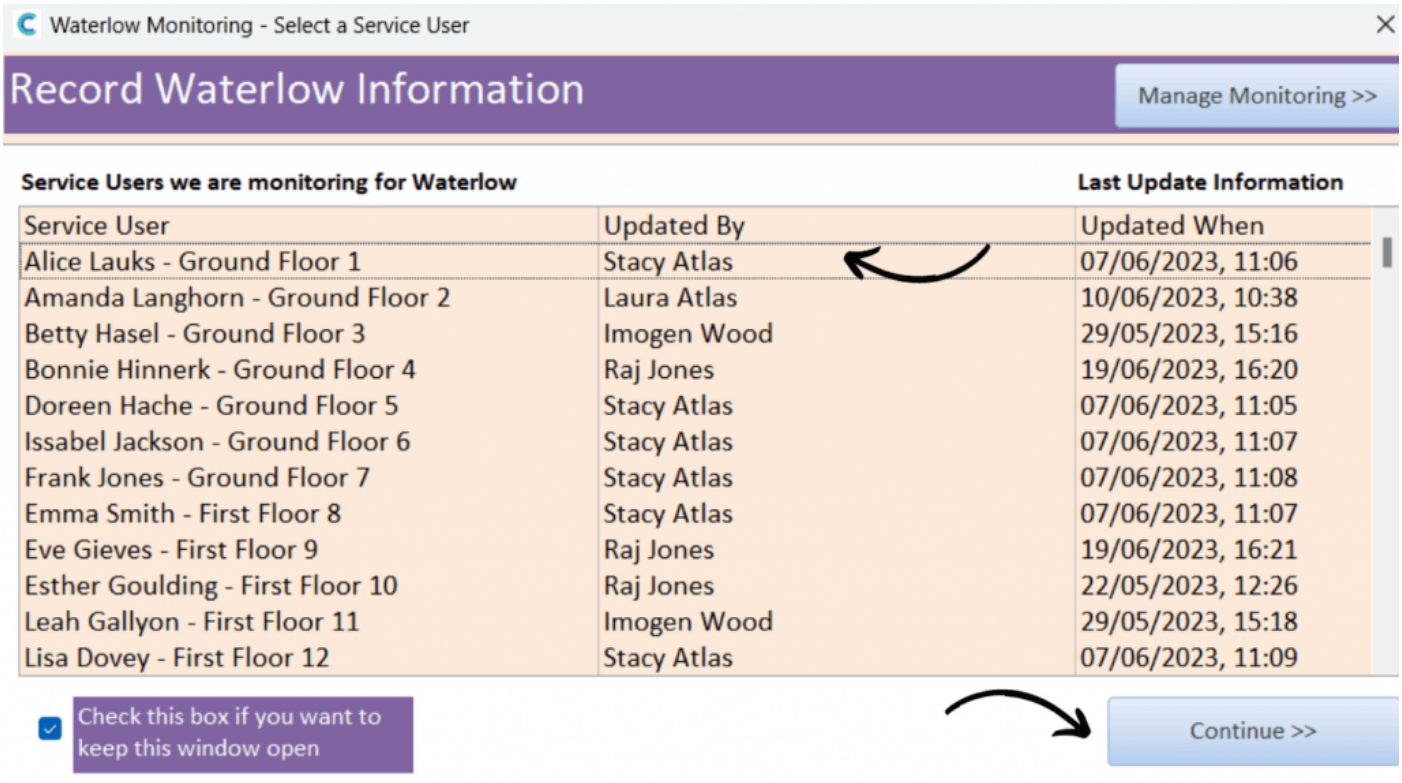
Waterlow Monitoring - Select a Service User
Record Waterlow Information
Manage Monitoring >>
Service Users we are monitoring for Waterlow
Last Update Information
Service User
Updated By
Updated When
Alice Lauks - Ground Floor 1
Stacy Atlas
07/06/2023, 11:06
Amanda Langhorn - Ground Floor 2
Laura Atlas
10/06/2023, 10:38
Betty Hasel - Ground Floor 3
Imogen Wood
29/05/2023, 15:16
Bonnie Hinnerk - Ground Floor 4
Raj Jones
19/06/2023, 16:20
Doreen Hache - Ground Floor 5
Stacy Atlas
07/06/2023, 11:05
Issabel Jackson - Ground Floor 6
Stacy Atlas
07/06/2023, 11:07
Frank Jones - Ground Floor 7
Stacy Atlas
07/06/2023, 11:08
Emma Smith - First Floor 8
Stacy Atlas
07/06/2023, 11:07
Eve Gieves - First Floor 9
Raj Jones
19/06/2023, 16:21
Esther Goulding - First Floor 10
Raj Jones
22/05/2023, 12:26
Leah Gallyon - First Floor 11
Imogen Wood
29/05/2023, 15:18
Lisa Dovey - First Floor 12
Stacy Atlas
07/06/2023, 11:09
Check this box if you want to keep this window open
Continue >>

3

Select a **Service User** from the list, then, press **Continue**.

4

The waterlow score form will open. In the bottom left is the **Final Score**. This will update as the different options are selected.

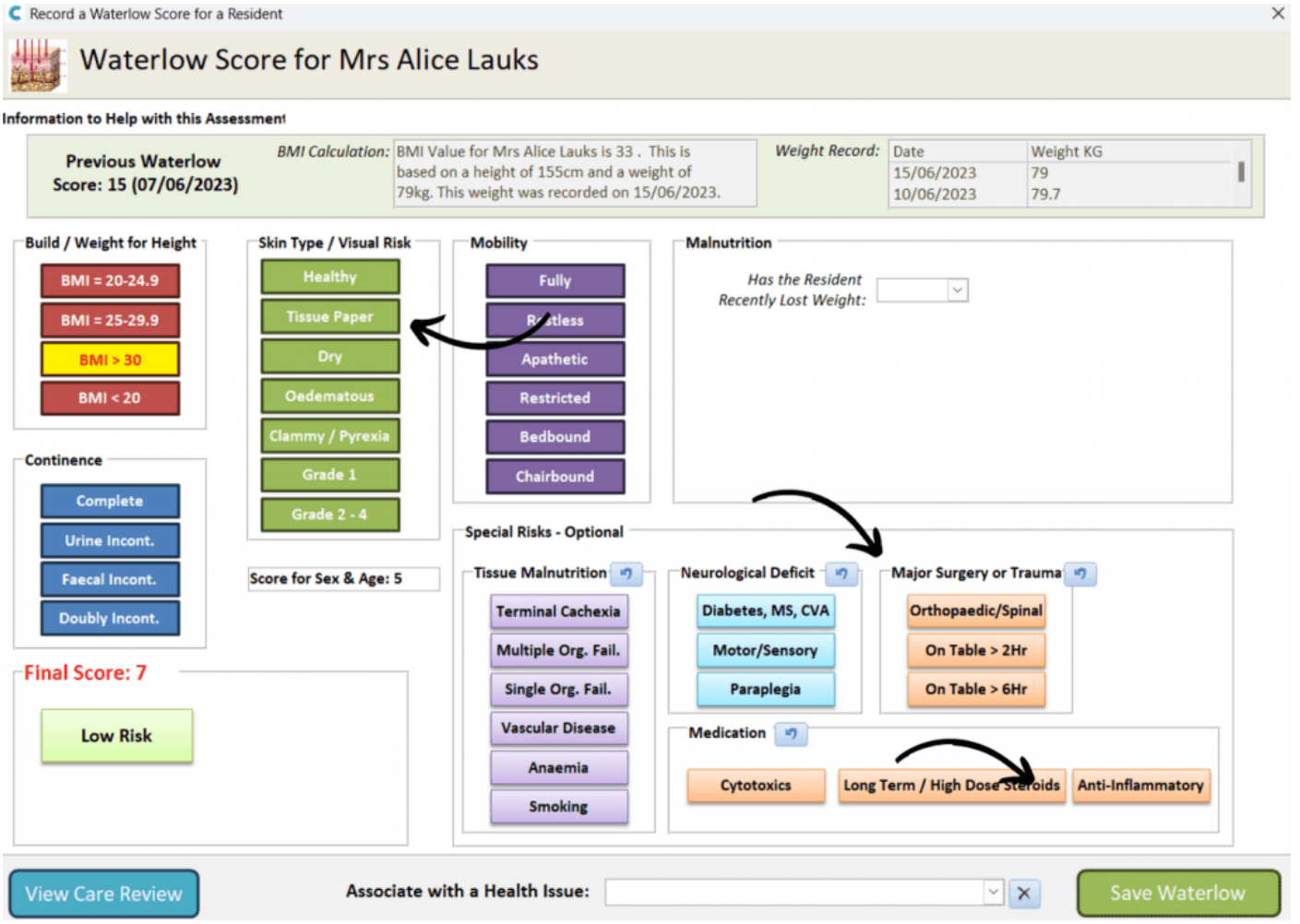

5

Skin Type / Visual Risk –

Healthy = No concerns

Tissue Paper = Thin Skin

Dry = Dry Skin

Oedematous = Build-up of fluid

Clammy/Pyrexia = Raised body temperature

Grade 1 = A wound to the skin

Grade 2 – 4 = Pressure Ulcer

Mobility –

Fully = Independent/ No concerns

Restless = unsettled changes positions

Apathetic = Shows no interest or enthusiasm

Restricted = Restricted movements

Bedbound = Unable to get out of bed

Chairbound = Unable to move from the chair

Malnutrition –

Select Yes / No / Unsure

If Yes, choose weight loss amount

If No or Unsure, choose whether the service user is eating Well or Poorly.

Continence –

Complete

Urine Incontinent

Faecal Incontinent

Doubly Incontinent

You can also select options parameters which relate to specific medical conditions. After doing so, press **Save Waterlow** to compelte the process.