Recording Medication on Pocket

Care Control Pocket · https://cclearninghub.co.uk/docs/recording-medication-on-pocket/

Recording Medication on Pocket

This guide will cover how to record service user medication from the Care Control Pocket application. Please note, this can only be completed when the feature is turned on in the Care Control Windows system settings.



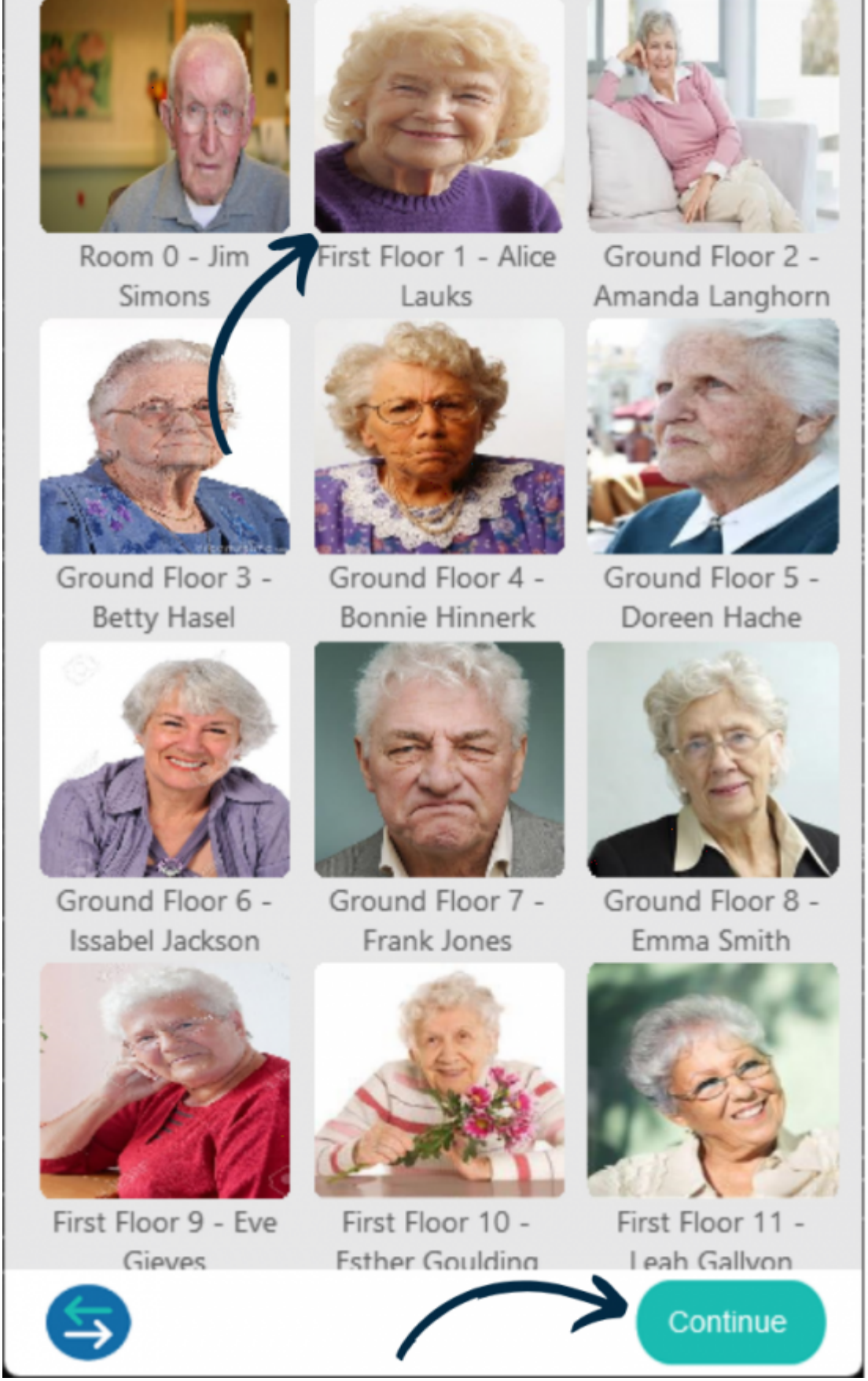
Room 0 - Jim Simons
First Floor 1 - Alice Lauks
Ground Floor 2 - Amanda Langhorn
Ground Floor 3 - Betty Hasel
Ground Floor 4 - Bonnie Hinnerk
Ground Floor 5 - Doreen Hache
Ground Floor 6 - Issabel Jackson
Ground Floor 7 - Frank Jones
Ground Floor 8 - Emma Smith
First Floor 9 - Eve Gieves
First Floor 10 - Esther Goulding
First Floor 11 - Leah Gallyon
Continue

1

After signing into the Care Control Pocket application, select the **service user** you wish to record for and press **Continue**.

2

Next, press the **Care Plan** button at the bottom of the screen.

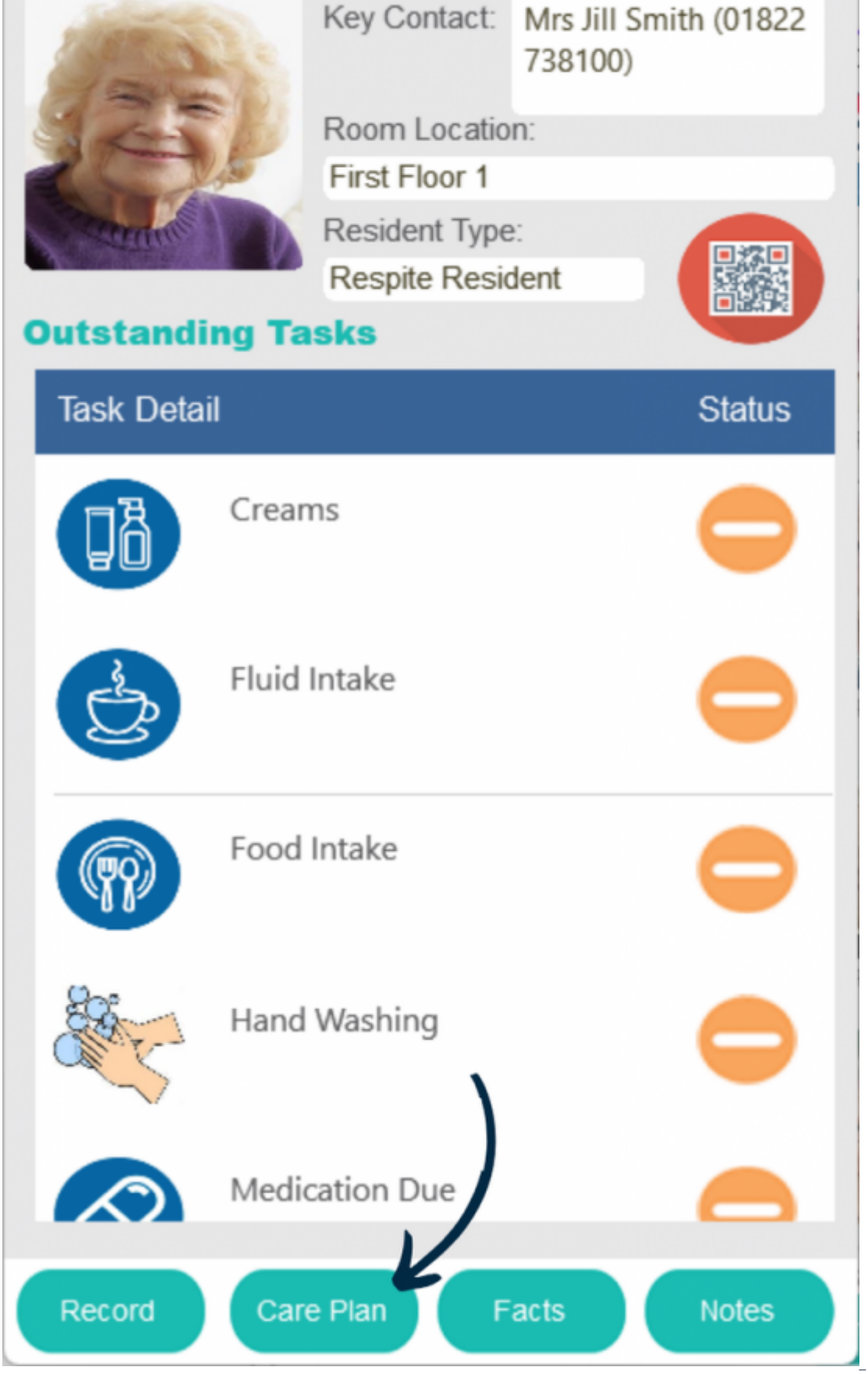
Key Contact:
Mrs Jill Smith (01822 738100)
Room Location:
First Floor 1
Resident Type:
Respite Resident
Outstanding Tasks
Task Detail
Status
Creams
Fluid Intake
Food Intake
Hand Washing
Medication Due
Record
Care Plan
Facts
Notes

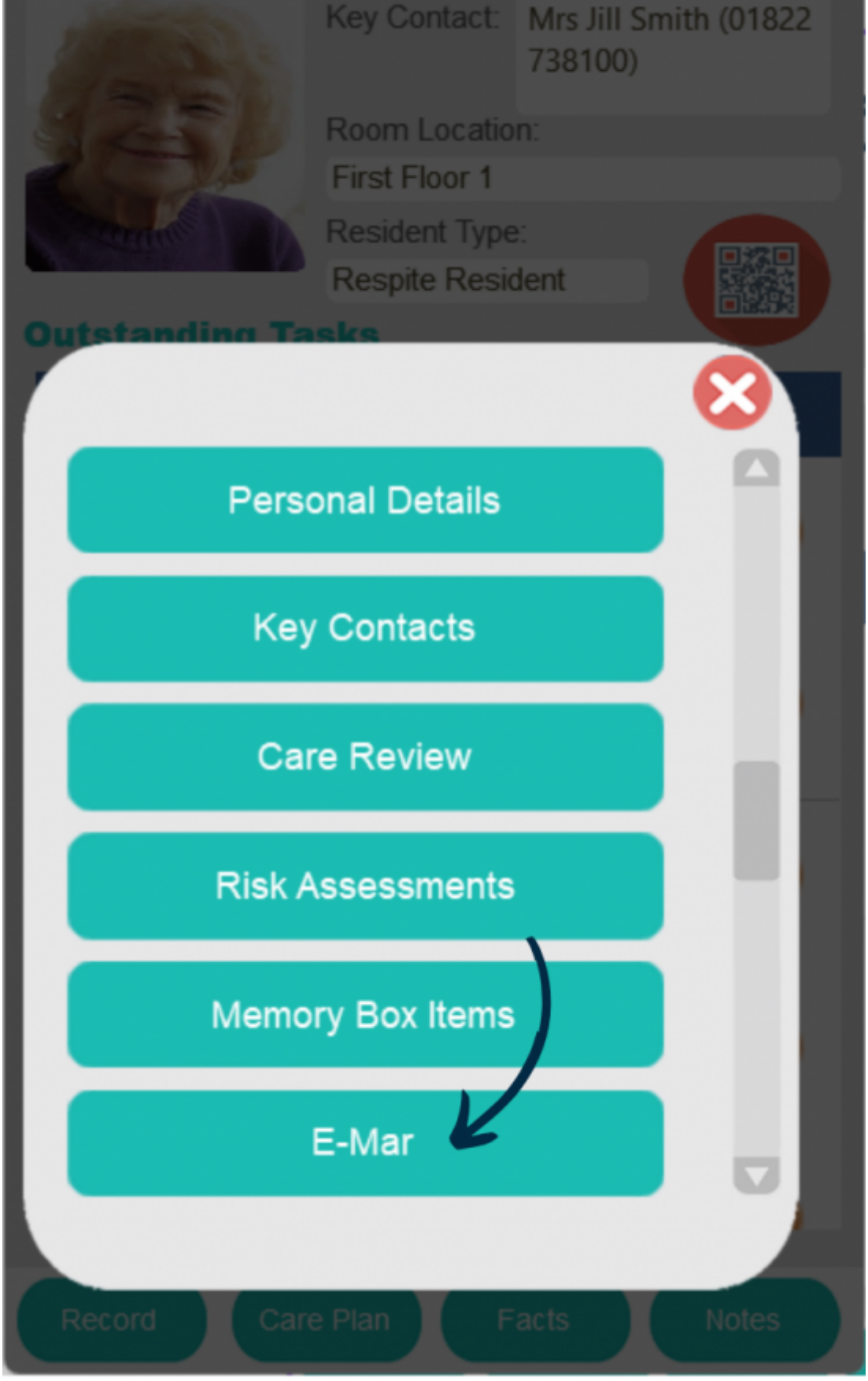
Key Contact:
Mrs Jill Smith (01822 738100)
Room Location:
First Floor 1
Resident Type:
Respite Resident
Outstanding Tasks
Personal Details
Key Contacts
Care Review
Risk Assessments
Memory Box Items
E-Mar
Record
Care Plan
Facts
Notes

3

A list of Care Plan areas will open, here, select **eMAR**.

4

A series of medications available for the service user will be displayed. You can filter the type of medication via the check boxes at the top – **scheduled**, **PRN**, or **Homely**.

To record one, simply press the **green +** icon next to the medication.

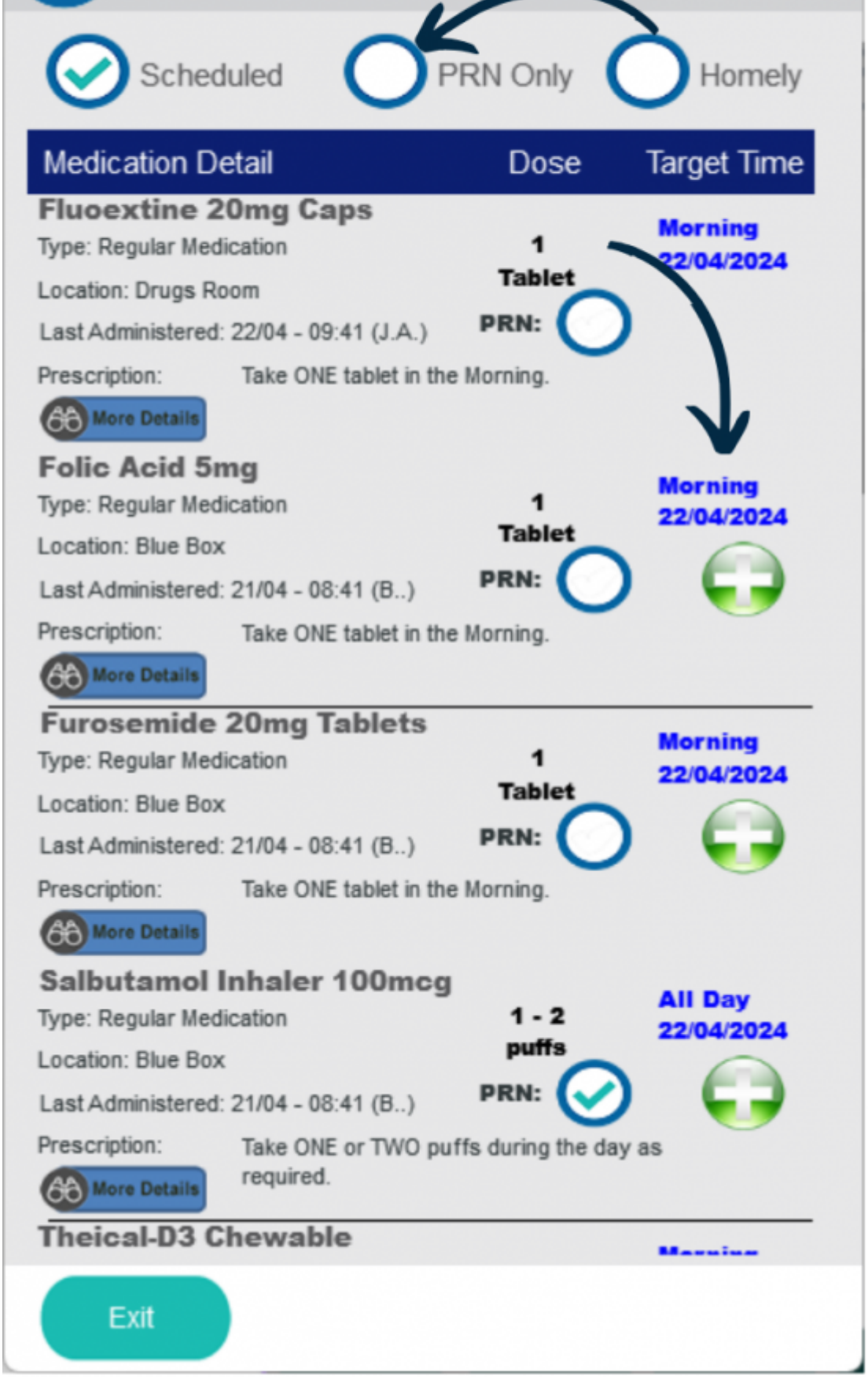
Scheduled
PRN Only
Homely
Medication Detail
Dose
Target Time
Fluoextine 20mg Caps
Type: Regular Medication
Location: Drugs Room
Last Administered: 22/04 - 09:41 (J.A.)
Prescription:
Take ONE tablet in the Morning.
More Details
1 Tablet
PRN:
Morning 22/04/2024
Folic Acid 5mg
Type: Regular Medication
Location: Blue Box
Last Administered: 21/04 - 08:41 (B..)
Prescription:
Take ONE tablet in the Morning.
More Details
1 Tablet
PRN:
Morning 22/04/2024
Furosemide 20mg Tablets
Type: Regular Medication
Location: Blue Box
Last Administered: 21/04 - 08:41 (B..)
Prescription:
Take ONE tablet in the Morning.
More Details
1 Tablet
PRN:
Morning 22/04/2024
Salbutamol Inhaler 100mcg
Type: Regular Medication
Location: Blue Box
Last Administered: 21/04 - 08:41 (B..)
Prescription:
Take ONE or TWO puffs during the day as required.
More Details
1 - 2 puffs
PRN:
All Day 22/04/2024
Theical-D3 Chewable
Exit


Scheduled
PRN Only
Homely
Medication Detail
Dose
Target Time
Fluoextine 20mg Caps
Type: Regular Medication
Location: Drugs Room
Last Administered: 22/04 - 09:41 (J.A.)
1
Tablet
PRN:
Morning
22/04/2024
Prescription:
Take ONE tablet in the Morning.
More Details
Exit
4 Items

5

When you’re ready to administer, press the **items** button in the bottom right corner.

6

Confirm the medications you are administering and press **Continue**.

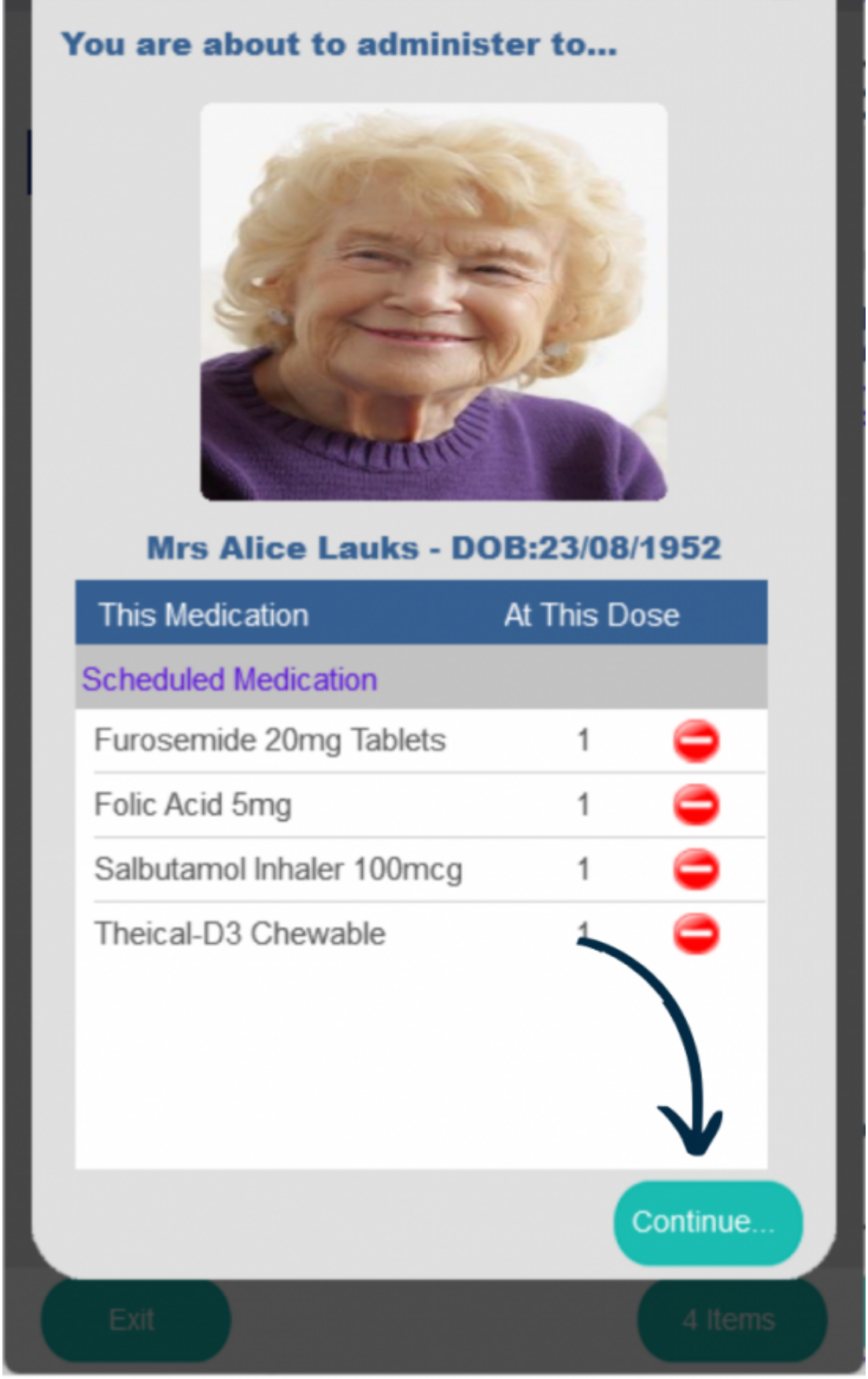
You are about to administer to...
Mrs Alice Lauks - DOB:23/08/1952
This Medication
At This Dose
Scheduled Medication
Furosemide 20mg Tablets
1
Folic Acid 5mg
1
Salbutamol Inhaler 100mcg
1
Theical-D3 Chewable
1
Continue...
Exit
4 Items


Client Details:
Mrs Alice Lauks - DOB:23/08/1952
Response:
Administered
Medication / Repsonse
PRN
Dose
Scheduled Medication
Furosemide 20mg Tablets
1
Response:
Administered
Folic Acid 5mg
1
Response:
Administered
Salbutamol Inhaler 100mcg
1
Response:
Administered
Theical-D3 Chewable
1
Response:
Administered
Save
Exit
4 Items

7

Finally, select a response for the medications – this can be done for all of them via the option at the top, or individually next to each medication.

Finally, press **Save**.